

2-1445099-2 ✓ ACTIVE

MATE-N-LOK | Micro MATE-N-LOK

TE Internal #: 2-1445099-2

Rectangular Power Connectors, Header, Plug, Wire-to-Board, 2
Position, 3 mm [.118 in] Centerline, Printed Circuit Board, UL 94V-0,
Micro MATE-N-LOK

[View on TE.com >](#)



Connectors > Power Connectors > Rectangular Power > Rectangular Power Connectors



Rectangular Power Connector Type: **Header**

Connector & Housing Type: **Plug**

Connector System: **Wire-to-Board**

Number of Positions: **2**

Centerline (Pitch): **3 mm [.118 in]**

Features

Product Type Features

| | |
|-----------------------------------|-----------------------|
| Header Type | Fully Shrouded |
| Rectangular Power Connector Type | Header |
| Connector & Housing Type | Plug |
| Connector System | Wire-to-Board |
| Sealable | No |
| Connector & Contact Terminates To | Printed Circuit Board |

Configuration Features

| | |
|---------------------------|-------------|
| Number of Positions | 2 |
| PCB Mount Orientation | Right Angle |
| Number of Power Positions | 2 |
| Number of Rows | 1 |

Electrical Characteristics

| | |
|-------------------|---------|
| Operating Voltage | 250 VDC |
|-------------------|---------|

Contact Features



| | |
|--|--|
| Contact Layout | Inline |
| Multiple Contact Types | Without |
| Contact Current Rating (Max) | 5 A |
| Contact Retention Within Housing | Without |
| Contact Type | Pin |
| PCB Contact Termination Area Plating Material | Tin |
| Contact Mating Area Plating Material | Gold |
| Contact Mating Area Plating Material Thickness | .76 μm [30 μin] |
| Contact Termination Area Plating Thickness | 2.54 μm [100 μin] |

Termination Features

| | |
|---|-----------------|
| Termination Post & Tail Length | 1.4 mm[.055 in] |
| Termination Method to Printed Circuit Board | Surface Mount |

Mechanical Attachment

| | |
|--------------------------|--------------|
| Strain Relief | Without |
| Mating Alignment Type | Polarization |
| Mating Alignment | With |
| PCB Mount Alignment | Without |
| Panel Mount Feature | Without |
| PCB Mount Retention | With |
| PCB Mount Retention Type | Boardlock |
| Connector Mounting Type | Board Mount |
| Mating Retention | With |
| Mating Retention Type | Locking Tab |

Housing Features

| | |
|--------------------|------------------------|
| Centerline (Pitch) | 3 mm[.118 in] |
| Housing Color | Black |
| Housing Material | High Temperature Nylon |
| Boardlock Material | Phosphor Bronze |

Dimensions

| | |
|-----------------------------|------------------|
| Insulation Diameter (Max) | 1.52 mm[1.52 in] |
| PCB Thickness (Recommended) | .06 mm[1.57 in] |
| Length | 10 mm |



Usage Conditions

| | |
|-----------------------------|----------------------------|
| Operating Temperature Range | -40 – 105 °C[-40 – 221 °F] |
|-----------------------------|----------------------------|

Operation/Application

| | |
|---------------------|-------|
| Circuit Application | Power |
|---------------------|-------|

Industry Standards

| | |
|---------------------------|--|
| CSA Rating | Certified |
| Glow Wire Material Rating | Material with GWFI 850°C, Material with GWIT ≥ 775°C |
| UL Flammability Rating | UL 94V-0 |
| Glow Wire Rating | GWT 750°C (Without Flame) |
| Agency/Standard Number | E28476 |
| Agency/Standard | CNR, USR |
| UL Rating | Recognized |
| CSA File Number | LR7189 |
| VDE Tested | No |

Packaging Features

| | |
|--------------------|------|
| Packaging Method | Tape |
| Packaging Quantity | 215 |

Other

| | |
|--------------|--------------|
| For Use With | Plug Housing |
|--------------|--------------|

Product Compliance

[For compliance documentation, visit the product page on TE.com>](#)

| | |
|---|--|
| EU RoHS Directive 2011/65/EU | Compliant |
| EU ELV Directive 2000/53/EC | Compliant |
| China RoHS 2 Directive MIIT Order No 32, 2016 | No Restricted Materials Above Threshold |
| EU REACH Regulation (EC) No. 1907/2006 | Current ECHA Candidate List: JUNE 2022 (224) Candidate List Declared Against: JAN 2021 (211) Does not contain REACH SVHC |
| Halogen Content | Low Halogen - Br, Cl, F, I < 900 ppm per homogenous material. Also BFR/CFR/PVC Free |
| Solder Process Capability | Reflow solder capable to 260°C |

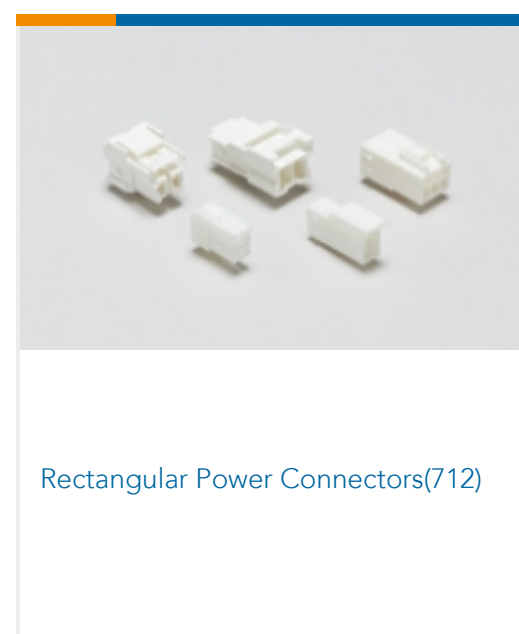
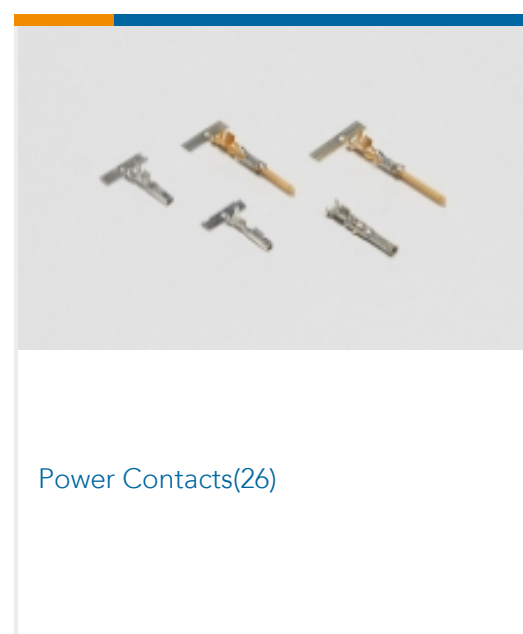
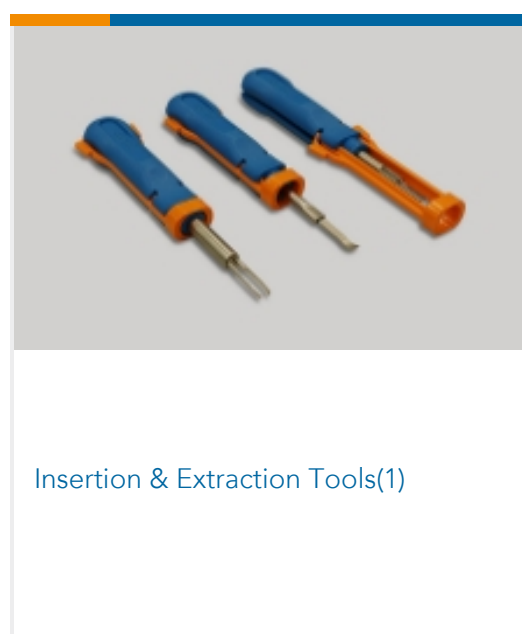
Product Compliance Disclaimer

This information is provided based on reasonable inquiry of our suppliers and represents our current actual knowledge based on the information they provided. This information is subject to change. The part numbers that TE has identified as EU RoHS compliant have a maximum concentration of 0.1% by weight in homogenous materials for lead, hexavalent chromium, mercury, PBB, PBDE, DBP, BBP, DEHP, DIBP, and 0.01% for cadmium, or qualify for an exemption to these limits as defined in the Annexes of Directive 2011/65/EU (RoHS2). Finished electrical and electronic equipment products will be CE marked as required by Directive 2011/65/EU. Components may not be CE marked. Additionally, the part numbers that TE has identified as EU ELV compliant have a maximum concentration of 0.1% by weight in homogenous materials for lead, hexavalent chromium, and mercury, and 0.01% for cadmium, or qualify for an exemption to these limits as defined in the Annexes of Directive 2000/53/EC (ELV). Regarding the REACH Regulation, the information TE provides on SVHC in articles for this part number is based on the latest European Chemicals Agency (ECHA) 'Guidance on requirements for substances in articles' posted at this URL: <https://echa.europa.eu/guidance-documents/guidance-on-reach>

Compatible Parts



Also in the Series | Micro MATE-N-LOK



Documents

CAD Files

Customer View Model

[ENG_CVM_CVM_2-1445099-2_C.2d_dxf.zip](#)



English

[3D PDF](#)

3D

Customer View Model

[ENG_CVM_CVM_2-1445099-2_C.3d_igs.zip](#)

English

Customer View Model

[ENG_CVM_CVM_2-1445099-2_C.3d_stp.zip](#)

English

By downloading the CAD file I accept and agree to the [Terms and Conditions](#) of use.

Datasheets & Catalog Pages

[SOFT_SHELL_PIN_AND_SOCKET_CONNECTORS_CATALOG](#)

English

[MICRO MATE-N-LOK CONNECTOR SYSTEM](#)

English

[1773458-4_MICRO_MATE_N_LOK_CONNECTOR_SYSTEM_QRG](#)

English

Product Specifications

[Application Specification](#)

English